

**VOLATILITY**



Based on 3 year standard deviation

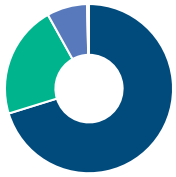
**TOP HOLDINGS**

as of July 31, 2024

Canada Government 24-Oct-2024	35.76%
Canada Government 26-Sep-2024	8.97%
Canadian Imperial Bank Commrce 7.37% PERP	7.74%
Canada Government 12-Sep-2024	6.89%
ROYAL BANK OF CANADA TD - 4.45% 01-Aug-2024	6.47%
Canada Government 15-Aug-2024	6.01%
Canada Government 07-Nov-2024	5.95%
BMO Laddered Preferred Share Index ETF (ZPR)	5.10%
Royal Bank of Canada - Pfd Sr BB	2.83%
National Bank of Canada - Pfd Sr 32	1.44%

**ASSET ALLOCATION**

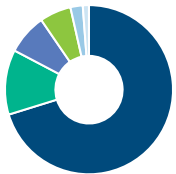
as of July 31, 2024



Cash and Equivalents	70.25%
Canadian Equity	21.63%
Canadian Corporate Bonds	7.74%
US Equity	0.20%
International Equity	0.16%
Other	0.02%

**SECTOR ALLOCATION**

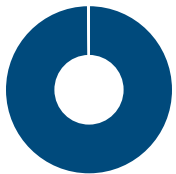
as of July 31, 2024



Cash and Cash Equivalent	70.25%
Financial Services	12.41%
Fixed Income	7.74%
Energy	6.04%
Telecommunications	2.37%
Other	1.19%

**GEOGRAPHIC ALLOCATION**

as of July 31, 2024



North America	99.82%
Latin America	0.16%
Other	0.02%

**STYLE**

as of July 31, 2024

	Value	Blend	Growth
Large			
Medium			
Small			

**UNIVERSAL LIFE  
MANAGED INDEXED ACCOUNTS**

**SPECIALTY FUNDS**

**BMO Preferred Share Fund Advisor Series**

The information contained in this profile is related to the index indicated above. As part of a BMO Life Assurance Company policy, you do not purchase units in this index or a legal interest in any security.

**OBJECTIVE**

This fund's objective is to generate steady income and achieve capital preservation and appreciation by investing primarily in preferred shares of Canadian companies and in other types of securities that are expected to distribute income.

<b>Category</b>	Preferred Share Fixed Income	<b>Fund Manager</b>	<b>Start Date</b>
<b>Managed By</b>	BMO Investments Inc.		
<b>Inception Date</b>	Aug 12, 2013		
<b>MER</b>	1.90%		
<b>Total Assets (\$ millions)</b>	41.15		

**COMPOUND RETURN**

as of July 31, 2024

Period	1 Mth	3 Mth	6 Mth	1 Yr	3 Yr	5 Yr	10 Yr	Inception
Designated Fund	1.72%	3.15%	6.85%	16.42%	-1.04%	3.40%	0.38%	0.67%
Benchmark	2.25%	5.23%	10.35%	21.70%	1.62%	5.76%	2.47%	3.23%
Quartile	4	4	4	4	4	4	4	4

**CALENDAR RETURN**

as of July 31, 2024

Period	2023	2022	2021	2020	2019	2018	2017	2016	2015
Designated Fund	3.84%	-18.98%	15.95%	5.99%	-0.59%	-11.50%	10.25%	5.96%	-14.16%
Benchmark	5.90%	-18.08%	19.35%	6.16%	3.48%	-7.93%	13.62%	6.98%	-14.95%
Quartile	4	4	4	2	4	4	4	4	4

**GROWTH OF \$10,000**

Annual values as of July 31, 2024



BMO Preferred Share Fund Advisor Series

S&P/TSX Preferred Share Index TR

The information contained on this page is related only to the designated fund or funds shown above. As part of a BMO Life Assurance Company policy, you do not purchase units in this designated fund or a legal interest in any security.

Past performance is no guarantee of future performance. All returns are historical annual compounded total rates of return and reflect changes in yield and distributions reinvested. Managed Indexed, Managed Portfolios and Market Indexed accounts credit an interest amount mirroring the net rate of return of a specified underlying investment, less a BMO Life Assurance Company daily management fee. These rates of return do not reflect the current BMO Life Assurance Company management /universal life fee which must be taken into consideration when determining the net return earned on the account.

Information contained in this document is for illustrative purposes only and is subject to change without notice. The contents of this profile are provided for informational and educational purposes and are not intended to provide investment, tax or legal advice. While every effort has been made to provide accurate and complete information, BMO Life Assurance Company and Fundata Canada will not be held liable for any inaccuracies, errors or omissions in the information provided.

