

VOLATILITY



Based on 3 year standard deviation

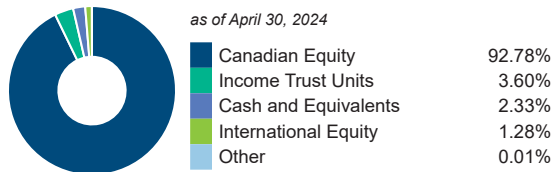
TOP HOLDINGS

as of July 31, 2024

Trisura Group Ltd	6.41%
North American Construction Group Ltd	6.25%
Andlauer Healthcare Group Inc	5.60%
Pet Valu Holdings Ltd	3.88%
Polaris Renewable Energy Inc	3.82%
K92 Mining Inc	3.75%
Storagevault Canada Inc	3.68%
Cargojet Inc	3.44%
Foran Mining Corp	3.39%
Aya Gold & Silver Inc	3.24%

ASSET ALLOCATION

as of April 30, 2024




SECTOR ALLOCATION

as of April 30, 2024



GEOGRAPHIC ALLOCATION

as of April 30, 2024



STYLE

as of July 31, 2024

	Value	Blend	Growth
Large			
Medium			
Small			

BMO Canadian Small Cap Equity Fund Advisor Series

The information contained in this profile is related to the index indicated above. As part of a BMO Life Assurance Company policy, you do not purchase units in this index or a legal interest in any security.

OBJECTIVE

This fund's objective is to provide above-average growth in the value of your investment over the long term by investing in small and mid-sized Canadian companies. The fundamental investment objectives may only be changed with the approval of a majority of the votes cast at a meeting of unitholders called for that purpose.

Category	Canadian Small/Mid Cap Equity	Fund Manager	Start Date
Managed By	BMO Investments Inc.	Jordan Luckock	04/23/2024
Inception Date	Nov 03, 2008	Valentin Padure	04/23/2024
MER	2.51%		
Total Assets (\$ millions)	188.71		

COMPOUND RETURN

as of July 31, 2024

Period	1 Mth	3 Mth	6 Mth	1 Yr	3 Yr	5 Yr	10 Yr	Inception
Designated Fund	4.50%	3.09%	5.45%	6.88%	-4.76%	5.65%	2.95%	9.52%
Benchmark	5.81%	6.52%	15.58%	14.12%	4.14%	8.62%	3.96%	4.57%
Quartile	4	4	4	4	4	4	4	4

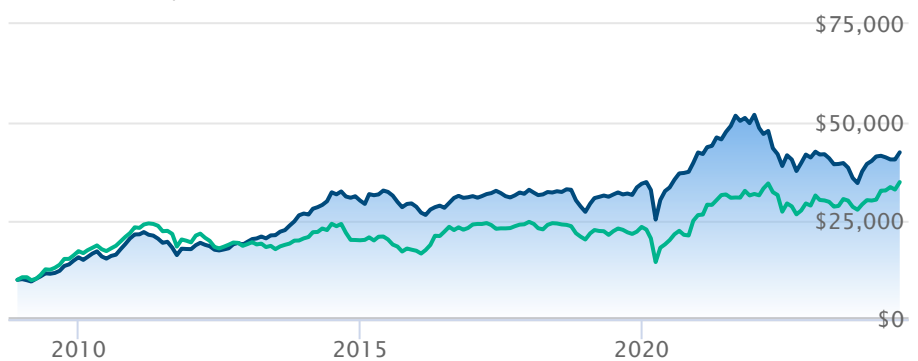
CALENDAR RETURN

as of July 31, 2024

Period	2023	2022	2021	2020	2019	2018	2017	2016	2015
Designated Fund	-3.98%	-20.91%	22.59%	23.12%	26.17%	-17.05%	5.18%	9.48%	-5.28%
Benchmark	4.79%	-9.29%	20.27%	12.87%	15.84%	-18.17%	2.75%	38.48%	-13.31%
Quartile	4	4	3	1	1	3	2	4	3

GROWTH OF \$10,000

Annual values as of July 31, 2024



BMO Canadian Small Cap Equity Fund Advisor Series S&P/TSX Smallcap Index TR

The information contained on this page is related only to the designated fund or funds shown above. As part of a BMO Life Assurance Company policy, you do not purchase units in this designated fund or a legal interest in any security.

Past performance is no guarantee of future performance. All returns are historical annual compounded total rates of return and reflect changes in yield and distributions reinvested. Managed Indexed, Managed Portfolios and Market Indexed accounts credit an interest amount mirroring the net rate of return of a specified underlying investment, less a BMO Life Assurance Company daily management fee. These rates of return do not reflect the current BMO Life Assurance Company management /universal life fee which must be taken into consideration when determining the net return earned on the account.

Information contained in this document is for illustrative purposes only and is subject to change without notice. The contents of this profile are provided for informational and educational purposes and are not intended to provide investment, tax or legal advice. While every effort has been made to provide accurate and complete information, BMO Life Assurance Company and Fundata Canada will not be held liable for any inaccuracies, errors or omissions in the information provided.

