

VOLATILITY



Based on 3 year standard deviation

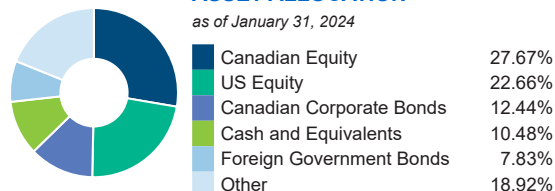
TOP HOLDINGS

as of March 31, 2024

| | |
|---|-------|
| Canada Government 0.00% 01-Feb-2024 | 5.26% |
| 1832 AM U.S. \$ Investment Grade U.S. Corp Bon PI I | 5.15% |
| Dynamic Total Return Bond Fund Series O | 4.76% |
| Dynamic Short Term Credit PLUS Fund Series O | 4.70% |
| United States Treasury 2.75% 15-Aug-2032 | 3.58% |
| Canada Government 1.25% 01-Mar-2027 | 3.50% |
| Royal Bank of Canada | 3.39% |
| United States Treasury 3.00% 15-Aug-2052 | 2.75% |
| United States Treasury 4.13% 30-Sep-2027 | 2.70% |
| Canada Government 1.50% 01-Dec-2031 | 2.49% |

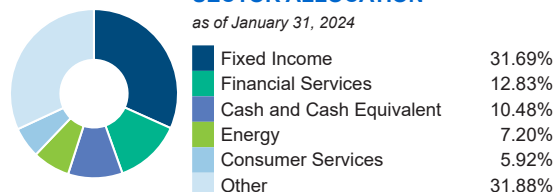
ASSET ALLOCATION

as of January 31, 2024




SECTOR ALLOCATION

as of January 31, 2024



GEOGRAPHIC ALLOCATION

as of January 31, 2024



STYLE

as of March 31, 2024

| Value | Blend | Growth |
|-------|-------|--------|
| | | Large |
| | | Medium |
| | | Small |

UNIVERSAL LIFE
MANAGED INDEXED ACCOUNTS

BALANCED FUNDS

Dynamic Dividend Income Class Series A

The information contained in this profile is related to the index indicated above. As part of a BMO Life Assurance Company policy, you do not purchase units in this index or a legal interest in any security.

OBJECTIVE

Dynamic Dividend Income Class seeks to achieve moderate income through investment primarily in equity and fixed income securities of Canadian companies.

| | | | |
|----------------------------|----------------------------|----------------|------------|
| Category | Global Neutral Balanced | Fund Manager | Start Date |
| Managed By | 1832 Asset Management L.P. | Oscar Belaiche | 01/02/2003 |
| Inception Date | Jan 15, 2007 | Derek Amery | 02/20/2020 |
| MER | 2.18% | Tom Dicker | 02/20/2020 |
| Total Assets (\$ millions) | 85.80 | Jason Gibbs | 01/27/2022 |

COMPOUND RETURN

as of March 31, 2024

| Period | 1 Mth | 3 Mth | 6 Mth | 1 Yr | 3 Yr | 5 Yr | 10 Yr | Inception |
|-----------------|-------|-------|--------|--------|-------|-------|-------|-----------|
| Designated Fund | 1.17% | 2.29% | 8.14% | 4.94% | 2.79% | 3.53% | 3.37% | 4.10% |
| Benchmark | 1.80% | 5.77% | 13.57% | 12.38% | 3.87% | 5.64% | 7.01% | 5.56% |
| Quartile | 4 | 4 | 4 | 4 | 3 | 4 | 4 | 4 |

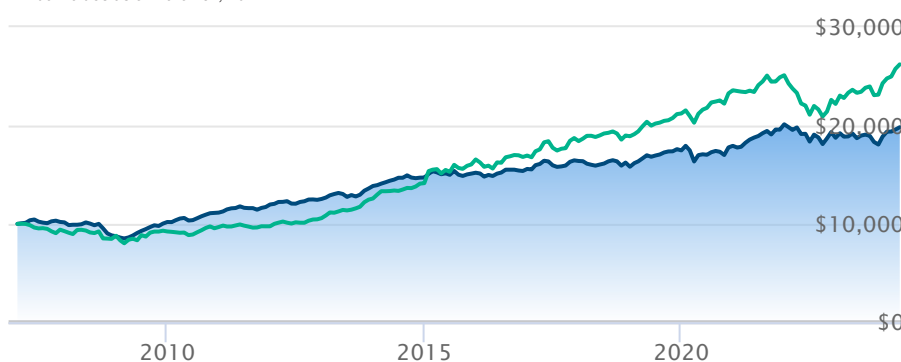
CALENDAR RETURN

as of March 31, 2024

| Period | 2023 | 2022 | 2021 | 2020 | 2019 | 2018 | 2017 | 2016 | 2015 |
|-----------------|--------|---------|--------|--------|--------|--------|-------|-------|--------|
| Designated Fund | 3.34% | -6.82% | 12.22% | 2.66% | 10.52% | -3.57% | 5.17% | 2.54% | 3.33% |
| Benchmark | 11.69% | -11.62% | 6.48% | 11.12% | 12.26% | 2.68% | 8.66% | 2.39% | 17.05% |
| Quartile | 4 | 1 | 1 | 4 | 4 | 3 | 4 | 4 | 3 |

GROWTH OF \$10,000

Annual values as of March 31, 2024



Dynamic Dividend Income Class Series A

Fundata Global Balanced Index

The information contained on this page is related only to the designated fund or funds shown above. As part of a BMO Life Assurance Company policy, you do not purchase units in this designated fund or a legal interest in any security.

Past performance is no guarantee of future performance. All returns are historical annual compounded total rates of return and reflect changes in yield and distributions reinvested. Managed Indexed, Managed Portfolios and Market Indexed accounts credit an interest amount mirroring the net rate of return of a specified underlying investment, less a BMO Life Assurance Company daily management fee. These rates of return do not reflect the current BMO Life Assurance Company management /universal life fee which must be taken into consideration when determining the net return earned on the account.

Information contained in this document is for illustrative purposes only and is subject to change without notice. The contents of this profile are provided for informational and educational purposes and are not intended to provide investment, tax or legal advice. While every effort has been made to provide accurate and complete information, BMO Life Assurance Company and Fundata Canada will not be held liable for any inaccuracies, errors or omissions in the information provided.

™/® Trademark/registered trademark of Bank of Montreal, used under licence.



Data Provided By Fundata