

**VOLATILITY**



Based on 3 year standard deviation

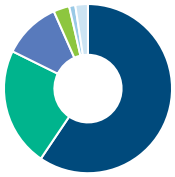
**TOP HOLDINGS**

as of July 31, 2024

Prologis Inc	4.92%
American Homes 4 Rent Cl A	4.06%
Ventas Inc	4.05%
American Tower Corp	4.03%
VICI Properties Inc	3.79%
Chartwell Retirement Residences - Units	3.61%
Equinix Inc	3.50%
Invitation Homes Inc	3.00%
Kimco Realty Corp	2.93%
Welltower Inc	2.68%

**ASSET ALLOCATION**

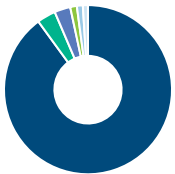
as of July 31, 2024



US Equity	59.49%
Income Trust Units	22.78%
International Equity	11.07%
Cash and Equivalents	3.05%
Canadian Equity	1.18%
Other	2.43%

**SECTOR ALLOCATION**

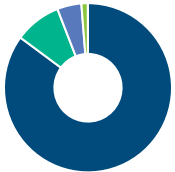
as of July 31, 2024



Real Estate	89.93%
Healthcare	3.61%
Cash and Cash Equivalent	3.06%
Mutual Fund	1.27%
Exchange Traded Fund	1.16%
Other	0.97%

**GEOGRAPHIC ALLOCATION**

as of July 31, 2024



North America	85.11%
Europe	8.97%
Asia	4.65%
Multi-National	1.27%
Africa and Middle East	0.00%

**STYLE**

as of July 31, 2024

	Value	Blend	Growth
Large			
Medium			
Small			

**UNIVERSAL LIFE  
MANAGED INDEXED ACCOUNTS**

**SPECIALTY FUNDS**

**CI Global REIT Fund Series A**

The information contained in this profile is related to the index indicated above. As part of a BMO Life Assurance Company policy, you do not purchase units in this index or a legal interest in any security.

**OBJECTIVE**

The Fund's investment objective is to provide regular current income by investing primarily in REITs and equity securities of corporations participating in the residential and commercial real estate sector.

<b>Category</b>	Real Estate Equity	<b>Fund Manager</b>	<b>Start Date</b>
<b>Managed By</b>	CI Investments Inc	Lee Goldman	06/01/2018
<b>Inception Date</b>	Dec 24, 1997	Joshua Varghese	06/01/2018
<b>MER</b>	2.32%		
<b>Total Assets (\$ millions)</b>	454.74		

**COMPOUND RETURN**

as of July 31, 2024

Period	1 Mth	3 Mth	6 Mth	1 Yr	3 Yr	5 Yr	10 Yr	Inception
Designated Fund	7.25%	11.21%	6.75%	7.58%	-3.39%	1.86%	3.99%	5.83%
Benchmark	6.91%	11.32%	10.02%	12.91%	0.84%	2.60%	6.06%	8.61%
Quartile		3	2	4	4	4	3	4

**CALENDAR RETURN**

as of July 31, 2024

Period	2023	2022	2021	2020	2019	2018	2017	2016	2015
Designated Fund	6.47%	-25.27%	30.63%	-5.75%	21.95%	-1.52%	6.60%	2.65%	4.80%
Benchmark	10.39%	-19.44%	30.68%	-11.04%	15.42%	2.74%	1.40%	1.59%	21.00%
Quartile		3	4	2	2	2	4	2	2

**GROWTH OF \$10,000**

Annual values as of July 31, 2024



CI Global REIT Fund Series A

Dow Jones Global Select Real Estate Sec TR Ind C\$

The information contained on this page is related only to the designated fund or funds shown above. As part of a BMO Life Assurance Company policy, you do not purchase units in this designated fund or a legal interest in any security.

Past performance is no guarantee of future performance. All returns are historical annual compounded total rates of return and reflect changes in yield and distributions reinvested. Managed Indexed, Managed Portfolios and Market Indexed accounts credit an interest amount mirroring the net rate of return of a specified underlying investment, less a BMO Life Assurance Company daily management fee. These rates of return do not reflect the current BMO Life Assurance Company management /universal life fee which must be taken into consideration when determining the net return earned on the account.

Information contained in this document is for illustrative purposes only and is subject to change without notice. The contents of this profile are provided for informational and educational purposes and are not intended to provide investment, tax or legal advice. While every effort has been made to provide accurate and complete information, BMO Life Assurance Company and Fundata Canada will not be held liable for any inaccuracies, errors or omissions in the information provided.

