

**VOLATILITY**



Based on 3 year standard deviation

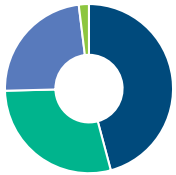
**TOP HOLDINGS**

as of July 31, 2024

Shell PLC	4.90%
RWE AG	4.60%
TransAlta Corp	4.55%
AES Corp	4.45%
Northland Power Inc	4.23%
BP PLC	4.20%
Tourmaline Oil Corp	4.14%
Nuvista Energy Ltd	3.96%
Suncor Energy Inc	3.54%
Headwater Exploration Inc	3.41%

**ASSET ALLOCATION**

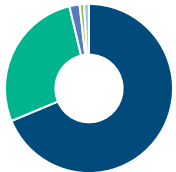
as of July 31, 2024



Canadian Equity	45.81%
US Equity	28.80%
International Equity	23.44%
Cash and Equivalents	1.95%

**SECTOR ALLOCATION**

as of July 31, 2024



Energy	68.73%
Utilities	27.53%
Cash and Cash Equivalent	1.95%
Technology	0.85%
Other	0.94%

**GEOGRAPHIC ALLOCATION**

as of July 31, 2024



North America	76.56%
Europe	23.43%
Other	0.01%

**STYLE**

as of July 31, 2024

	Value	Blend	Growth
Large			
Medium			
Small			

**UNIVERSAL LIFE  
CUSTOM PORTFOLIO INDEXED ACCOUNTS**

**SPECIALTY FUNDS**

**CI Global Energy Corporate Class A**

The information contained in this profile is related to the index indicated above. As part of a BMO Life Assurance Company policy, you do not purchase units in this index or a legal interest in any security.

**OBJECTIVE**

This fund's objective is to obtain maximum long-term capital growth. It invests primarily in equity and equity-related securities of companies around the world that are engaged in the exploration, development, production and distribution of oil, gas, coal and related energy products, including geothermal, solar and other energy sources. The fund may also invest in companies that supply goods and services to these companies.

<b>Category</b>	Energy Equity	<b>Fund Manager</b>	Curtis Gillis	<b>Start Date</b>	12/03/2020
<b>Managed By</b>	CI Investments Inc				
<b>Inception Date</b>	Jun 11, 1998				
<b>MER</b>	2.32%				
<b>Total Assets (\$ millions)</b>	111.86				

**COMPOUND RETURN**

as of July 31, 2024

Period	1 Mth	3 Mth	6 Mth	1 Yr	3 Yr	5 Yr	10 Yr	Inception
Designated Fund	2.78%	3.37%	17.92%	15.76%	29.39%	17.56%	2.33%	8.35%
Benchmark	2.42%	-0.25%	21.44%	22.74%	37.96%	21.43%	2.52%	7.90%
Quartile	2	1	2	3	2	2	1	3

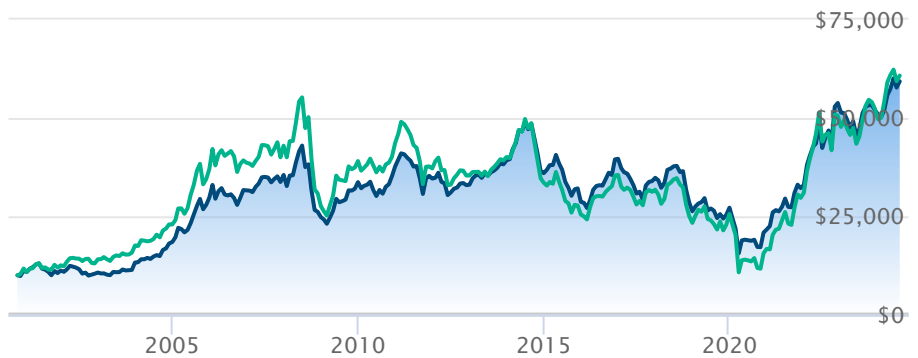
**CALENDAR RETURN**

as of July 31, 2024

Period	2023	2022	2021	2020	2019	2018	2017	2016	2015
Designated Fund	-0.90%	55.85%	52.30%	-20.37%	3.51%	-24.51%	-12.20%	38.19%	-20.26%
Benchmark	4.14%	54.02%	85.18%	-34.64%	9.75%	-26.57%	-10.61%	39.64%	-24.13%
Quartile	3	1	2	2	4	4	3	2	1

**GROWTH OF \$10,000**

Annual values as of July 31, 2024



CI Global Energy Corporate Class A

S&P/TSX CPD Energy Index TR

The information contained on this page is related only to the designated fund or funds shown above. As part of a BMO Life Assurance Company policy, you do not purchase units in this designated fund or a legal interest in any security.

Past performance is no guarantee of future performance. All returns are historical annual compounded total rates of return and reflect changes in yield and distributions reinvested. Managed Indexed, Managed Portfolios and Market Indexed accounts credit an interest amount mirroring the net rate of return of a specified underlying investment, less a BMO Life Assurance Company daily management fee. These rates of return do not reflect the current BMO Life Assurance Company management /universal life fee which must be taken into consideration when determining the net return earned on the account.

Information contained in this document is for illustrative purposes only and is subject to change without notice. The contents of this profile are provided for informational and educational purposes and are not intended to provide investment, tax or legal advice. While every effort has been made to provide accurate and complete information, BMO Life Assurance Company and Fundata Canada will not be held liable for any inaccuracies, errors or omissions in the information provided.

