

**VOLATILITY**



Based on 3 year standard deviation

**TOP HOLDINGS**

as of July 31, 2024

CI Global Financial Sector ETF (FSF)	4.71%
Manulife Financial Corp	4.10%
Canadian Natural Resources Ltd	3.78%
Fairfax Financial Holdings Ltd	3.70%
Bank of Montreal	2.75%
Enbridge Inc	2.70%
Cenovus Energy Inc	2.69%
Advanced Micro Devices Inc	2.31%
Bank of Nova Scotia	2.31%
Suncor Energy Inc	2.30%

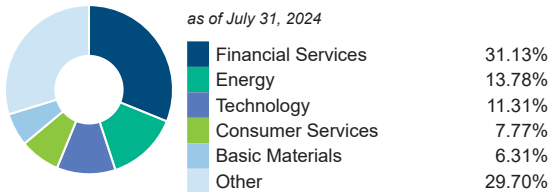
**ASSET ALLOCATION**

as of July 31, 2024




**SECTOR ALLOCATION**

as of July 31, 2024



**GEOGRAPHIC ALLOCATION**

as of July 31, 2024



**STYLE**

as of July 31, 2024

	Value	Blend	Growth
Large			█
Medium			
Small			

**CI Select Canadian Equity Fund Class A**

The information contained in this profile is related to the index indicated above. As part of a BMO Life Assurance Company policy, you do not purchase units in this index or a legal interest in any security.

**OBJECTIVE**

This fund's objective is to seek capital appreciation over the long-term coupled with dividend income. It invests primarily in common shares and convertible securities of Canadian companies and preferred shares that pay regular income. The fund's investments are diversified across industry sectors. Any change to the fundamental investment objective must be approved by a majority of votes cast at a meeting of unitholders held for that reason.

<b>Category</b>	Canadian Focused Equity	<b>Fund Manager</b>	<b>Start Date</b>
<b>Managed By</b>	CI Investments Inc	Eric B. Bushell	05/25/1998
<b>Inception Date</b>	May 13, 1998	Robert Lyon	06/23/2006
<b>MER</b>	2.44%		
<b>Total Assets (\$ millions)</b>	2,792.34		

**COMPOUND RETURN**

as of July 31, 2024

Period	1 Mth	3 Mth	6 Mth	1 Yr	3 Yr	5 Yr	10 Yr	Inception
Designated Fund	3.58%	5.49%	11.70%	16.80%	6.69%	10.81%	7.50%	9.09%
Benchmark	4.75%	7.51%	12.72%	17.28%	7.55%	10.32%	8.08%	7.96%
Quartile	3	4	2	2	3	2	3	2

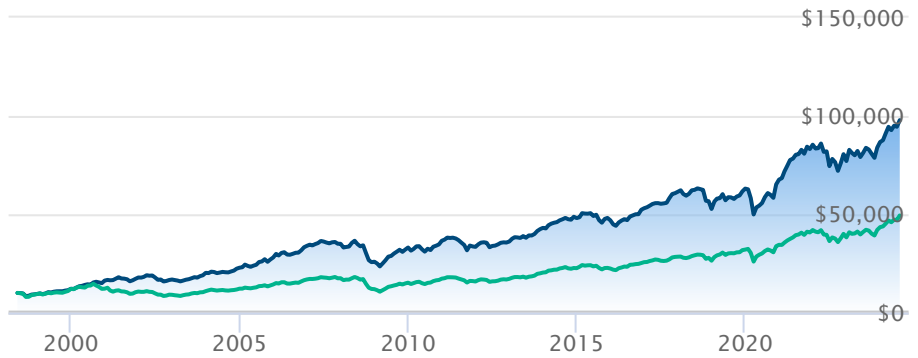
**CALENDAR RETURN**

as of July 31, 2024

Period	2023	2022	2021	2020	2019	2018	2017	2016	2015
Designated Fund	12.56%	-9.74%	26.26%	7.25%	19.64%	-14.23%	15.79%	13.12%	-2.39%
Benchmark	13.60%	-8.87%	21.76%	7.58%	21.45%	-7.14%	10.80%	14.44%	-0.77%
Quartile	3	2	1	3	3	4	1	3	3

**GROWTH OF \$10,000**

Annual values as of July 31, 2024



CI Select Canadian Equity Fund Class A

Fundata Canadian Focused Equity Index

The information contained on this page is related only to the designated fund or funds shown above. As part of a BMO Life Assurance Company policy, you do not purchase units in this designated fund or a legal interest in any security.

Past performance is no guarantee of future performance. All returns are historical annual compounded total rates of return and reflect changes in yield and distributions reinvested. Managed Indexed, Managed Portfolios and Market Indexed accounts credit an interest amount mirroring the net rate of return of a specified underlying investment, less a BMO Life Assurance Company daily management fee. These rates of return do not reflect the current BMO Life Assurance Company management /universal life fee which must be taken into consideration when determining the net return earned on the account.

Information contained in this document is for illustrative purposes only and is subject to change without notice. The contents of this profile are provided for informational and educational purposes and are not intended to provide investment, tax or legal advice. While every effort has been made to provide accurate and complete information, BMO Life Assurance Company and Fundata Canada will not be held liable for any inaccuracies, errors or omissions in the information provided.

