

**VOLATILITY**



Based on 3 year standard deviation

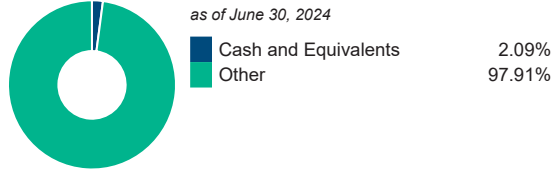
**TOP HOLDINGS**

as of July 31, 2024

AGF China Focus Class Series F	98.95%
Cash and Cash Equivalents	1.05%

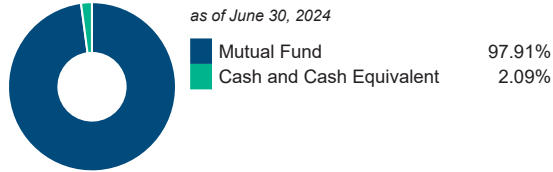
**ASSET ALLOCATION**

as of June 30, 2024




**SECTOR ALLOCATION**

as of June 30, 2024



**GEOGRAPHIC ALLOCATION**

as of June 30, 2024



**STYLE**

as of July 31, 2024

	Value	Blend	Growth	
				Large
				Medium
				Small

**UNIVERSAL LIFE  
MANAGED INDEXED ACCOUNTS**

**INTERNATIONAL EQUITY**

**AGF China Focus Class MF Series**

The information contained in this profile is related to the index indicated above. As part of a BMO Life Assurance Company policy, you do not purchase units in this index or a legal interest in any security.

**OBJECTIVE**

The Fund's objective is to provide long-term capital growth. It invests primarily in stocks and bonds of companies based in China, or in companies that will benefit from economic development and growth in the PRC.

<b>Category</b>	Greater China Equity	<b>Fund Manager</b>	Regina Chi	<b>Start Date</b>	10/28/2020
<b>Managed By</b>	AGF Investments Inc.				
<b>Inception Date</b>	Apr 11, 1994				
<b>MER</b>	3.29%				
<b>Total Assets (\$ millions)</b>	19.27				

**COMPOUND RETURN**

as of July 31, 2024

Period	1 Mth	3 Mth	6 Mth	1 Yr	3 Yr	5 Yr	10 Yr	Inception
Designated Fund	-1.51%	-2.87%	11.17%	-21.10%	-18.92%	-9.86%	-1.41%	2.73%
Benchmark	1.02%	-6.59%	7.06%	-14.92%	-10.54%	-1.61%	3.10%	6.93%
Quartile	1	2	4	4	4	4	4	4

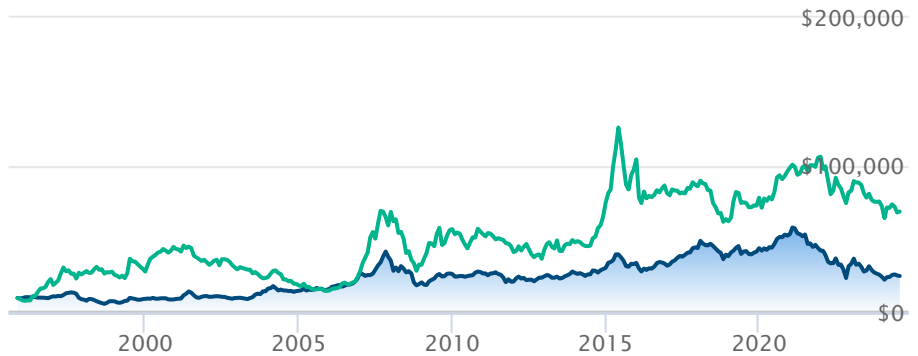
**CALENDAR RETURN**

as of July 31, 2024

Period	2023	2022	2021	2020	2019	2018	2017	2016	2015
Designated Fund	-26.50%	-21.50%	-20.77%	21.69%	14.13%	-12.59%	37.60%	-5.70%	11.19%
Benchmark	-12.56%	-21.94%	7.65%	26.06%	25.82%	-27.74%	5.92%	-22.11%	39.34%
Quartile	4	3	4	3	3	3	2	4	4

**GROWTH OF \$10,000**

Annual values as of July 31, 2024



AGF China Focus Class MF Series

Dow Jones China Broad Market Index (C\$)

The information contained on this page is related only to the designated fund or funds shown above. As part of a BMO Life Assurance Company policy, you do not purchase units in this designated fund or a legal interest in any security.

Past performance is no guarantee of future performance. All returns are historical annual compounded total rates of return and reflect changes in yield and distributions reinvested. Managed Indexed, Managed Portfolios and Market Indexed accounts credit an interest amount mirroring the net rate of return of a specified underlying investment, less a BMO Life Assurance Company daily management fee. These rates of return do not reflect the current BMO Life Assurance Company management /universal life fee which must be taken into consideration when determining the net return earned on the account.

Information contained in this document is for illustrative purposes only and is subject to change without notice. The contents of this profile are provided for informational and educational purposes and are not intended to provide investment, tax or legal advice. While every effort has been made to provide accurate and complete information, BMO Life Assurance Company and Fundata Canada will not be held liable for any inaccuracies, errors or omissions in the information provided.



Data Provided By Fundata