

VOLATILITY



Based on 3 year standard deviation

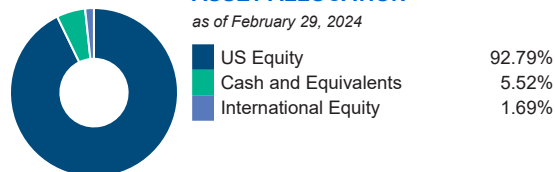
TOP HOLDINGS

as of February 29, 2024

Cash and Cash Equivalents	5.52%
Vertiv Holdings Co Cl A	4.92%
Ryman Hospitality Properties Inc	4.88%
Hyatt Hotels Corp Cl A	4.79%
Wingstop Inc	4.48%
Ovintiv Inc	4.43%
Belling Brands Inc	4.33%
Duolingo Inc Cl A	3.76%
Aecom	3.55%
Clean Harbors Inc	3.41%

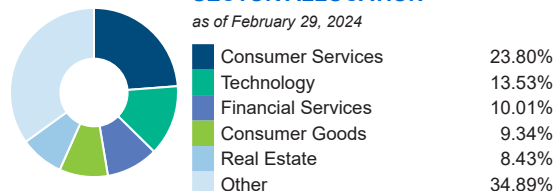
ASSET ALLOCATION

as of February 29, 2024



SECTOR ALLOCATION

as of February 29, 2024



GEOGRAPHIC ALLOCATION

as of February 29, 2024



STYLE

as of February 29, 2024

Value	Blend	Growth
		Large
		Medium
		Small

UNIVERSAL LIFE
MANAGED INDEXED ACCOUNTS

US EQUITY

AGF U.S. Small-Mid Cap Fund Mutual Fund Series

The information contained in this profile is related to the index indicated above. As part of a BMO Life Assurance Company policy, you do not purchase units in this index or a legal interest in any security.

OBJECTIVE

The Fund's objective is to obtain superior capital growth. It invests primarily in shares of small and medium companies with superior growth potential in the U.S.

Category	U.S. Small/Mid Cap Equity	Fund Manager	Start Date
Managed By	AGF Investments Inc.	Tony Genua	02/19/2013
Inception Date	Jun 09, 1993	Sam Mitter	02/01/2022
MER	2.55%		
Total Assets (\$ millions)	413.58		

COMPOUND RETURN

as of February 29, 2024

Period	1 Mth	3 Mth	6 Mth	1 Yr	3 Yr	5 Yr	10 Yr	Inception
Designated Fund	12.12%	14.68%	11.36%	1.79%	-4.49%	6.52%	8.83%	9.55%
Benchmark	7.29%	13.12%	10.25%	12.95%	6.22%	9.01%	9.96%	10.85%
Quartile	1	1	2	4	4	3	2	1

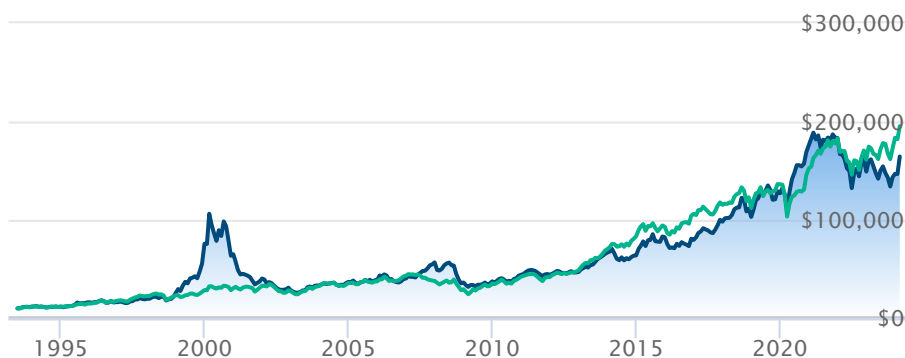
CALENDAR RETURN

as of February 29, 2024

Period	2023	2022	2021	2020	2019	2018	2017	2016	2015
Designated Fund	-1.52%	-18.64%	4.19%	38.44%	23.36%	4.90%	23.20%	-3.10%	28.77%
Benchmark	13.76%	-11.77%	20.00%	11.78%	21.65%	-2.87%	8.66%	14.08%	11.76%
Quartile	4	3	4	1	1	2	1	4	1

GROWTH OF \$10,000

Annual values as of February 29, 2024



AGF U.S. Small-Mid Cap Fund Mutual Fund Series Dow Jones U.S. Small-Cap TR Index (C\$)

The information contained on this page is related only to the designated fund or funds shown above. As part of a BMO Life Assurance Company policy, you do not purchase units in this designated fund or a legal interest in any security.

Past performance is no guarantee of future performance. All returns are historical annual compounded total rates of return and reflect changes in yield and distributions reinvested. Managed Indexed, Managed Portfolios and Market Indexed accounts credit an interest amount mirroring the net rate of return of a specified underlying investment, less a BMO Life Assurance Company daily management fee. These rates of return do not reflect the current BMO Life Assurance Company management /universal life fee which must be taken into consideration when determining the net return earned on the account.

Information contained in this document is for illustrative purposes only and is subject to change without notice. The contents of this profile are provided for informational and educational purposes and are not intended to provide investment, tax or legal advice. While every effort has been made to provide accurate and complete information, BMO Life Assurance Company and Fundata Canada will not be held liable for any inaccuracies, errors or omissions in the information provided.

™/® Trademark/registered trademark of Bank of Montreal, used under licence.



Data Provided By Fundata